

OTOKORKULUK SİSTEMLERİ

Ülkemizde Avrupa Birliği uyum sürecinde EN 1317 standartları doğrultusunda “Performansa dayalı otokorkuluk Sistemleri” ne geçilmesi ile birlikte daha hafif fakat engelleme seviyesi daha yüksek çalışma aralığı daha dar olan sistemleri kullanılmaya başlanmıştır.

EN 1317 teknik terimler;

ENGELLEME SEVİYESİ

Containment Class	EN-1317 Containment Level
Normal	N1
	N2
High	H1
	H2
	H3
Very High	H4a
	H4b

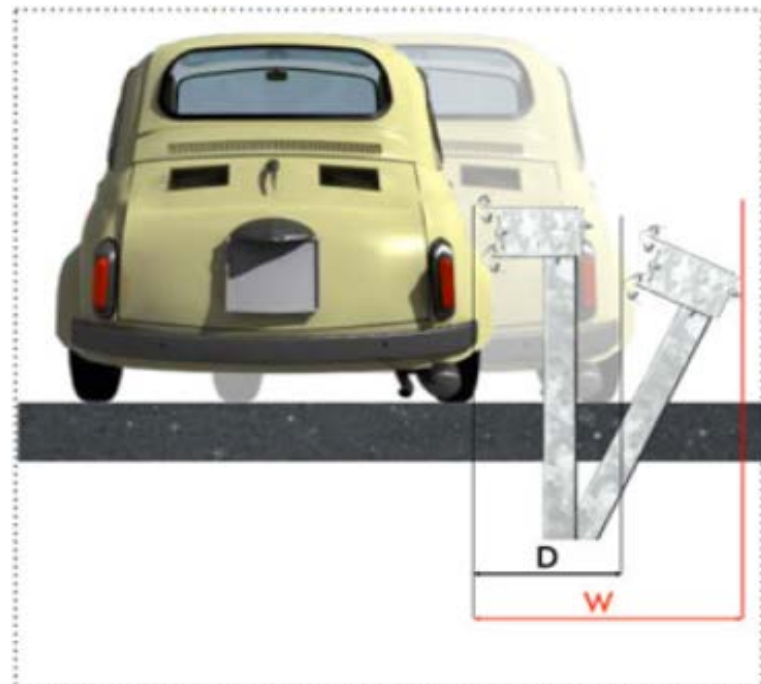
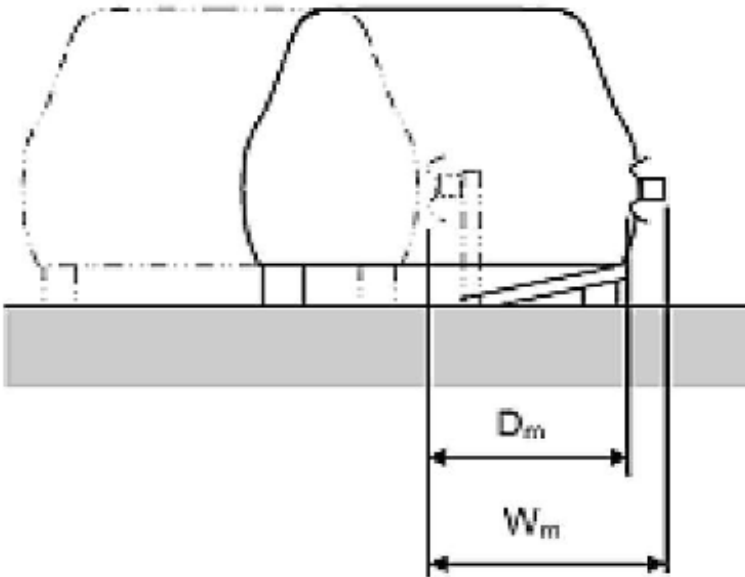
ÇALIŞMA ARALIĞI(W)

ÇALIŞMA ARALIĞI SINIFI	ÇALIŞMA ARALIĞI DEĞERİ ARALIKLARI(metre)
W1	$W1 \leq 0,6$
W2	$0,6 < W2 \leq 0,8$
W3	$0,8 < W3 \leq 1,0$
W4	$1,0 < W4 \leq 1,3$
W5	$1,3 < W5 \leq 1,7$
W6	$1,7 < W6 \leq 2,1$
W7	$2,1 < W7 \leq 2,5$
W8	$2,5 < W8 \leq 3,5$

İVME ŞİDDET ENDEKSİ(ASI)



















Impact Severity Level

Level or Class	Maximum permissible values	
A	$ASI \leq 1,0$	$THIV \leq 33 \text{ km/h}$
B	$1,0 < ASI \leq 1,4$	$THIV \leq 33 \text{ km/h}$
C	$1,4 < ASI \leq 1,9$	$THIV \leq 33 \text{ km/h}$



Working width (W) and dynamic deflection(D)

ENGELLEME SEVİYELERİNE GÖRE ARAÇ TİPİ VE AĞIRLIĞI,TEST HIZ VE AÇILAR TABLOSU

EN-1317 CONTAINMENT LEVEL	EN-1317 TEXT DESIGNATION	VEHICLE TYPE	TEST CONDITIONS		
			VEHICLE MASS (KG)	SPEED (KM/H)	ANGLE OF IMPACT (°)
N1	TB31	LIGHT 	1,500	80	20
N2	TB32	LIGHT 	1,500	110	20
	TB11	LIGHT 	900	100	20
H1	TB42	HEAVY, NON-ARTICULATED 	10,000	70	15
	TB11	LIGHT 	900	100	20
L1	TB32	LIGHT 	1,500	110	20
H2	TB51	BUS 	13,000	70	20
	TB11	LIGHT 	900	100	20
L2	TB32	LIGHT 	1,500	110	20
H3	TB61	HEAVY, NON-ARTICULATED 	16,000	80	20
	TB11	LIGHT 	900	100	20
L3	TB32	LIGHT 	1,500	110	20
H4a	TB71	HEAVY, NON-ARTICULATED 	30,000	65	20
	TB11	LIGHT 	900	100	20
L4a	TB32	LIGHT 	1,500	110	20
H4b	TB81	HEAVY, ARTICULATED 	38,000	65	20
	TB11	LIGHT 	900	100	20
L4b	TB32	LIGHT 	1,500	110	20